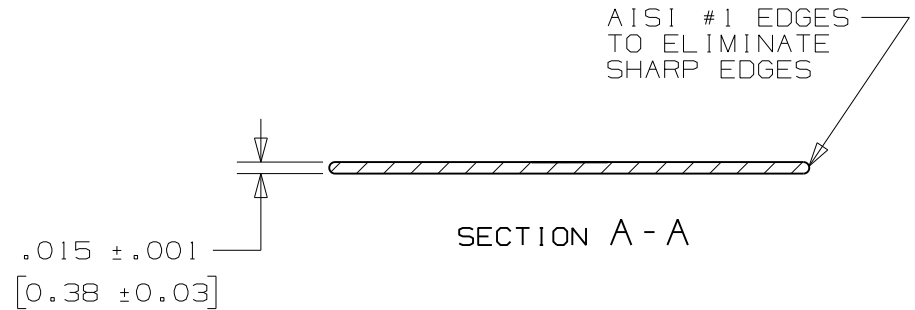
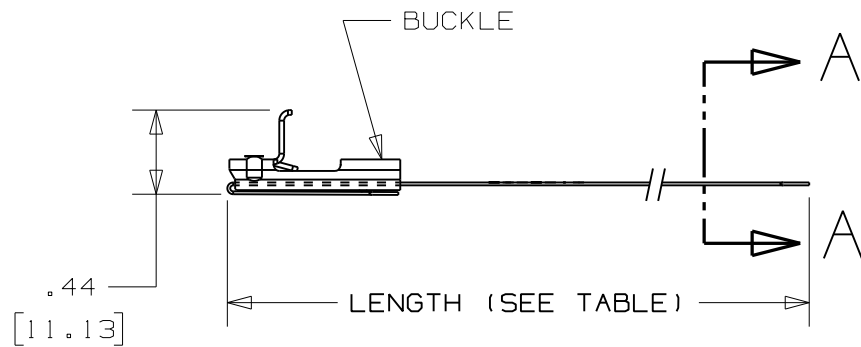
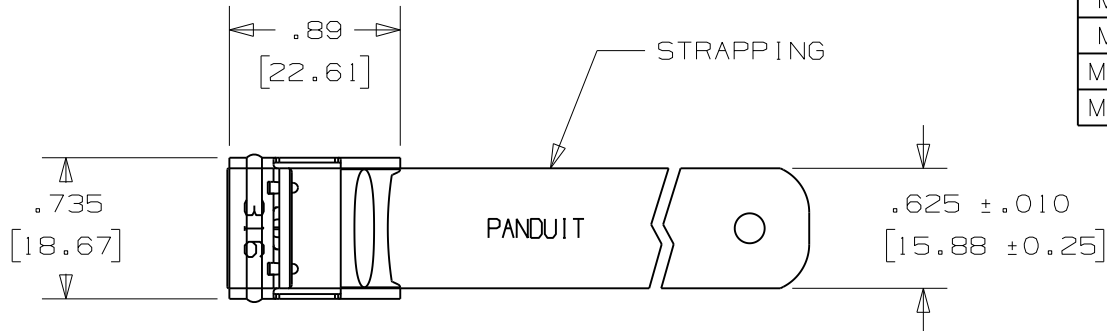


THIS COPY IS PROVIDED ON A RESTRICTED BASIS AND IS NOT TO BE USED IN ANY WAY DETRIMENTAL TO THE INTERESTS OF PANDUIT CORP.

PART NO.	MATERIAL	MAX. BUNDLE DIA [ mm ]	LENGTH ±.1 [ 2 ]
MS4W63T15-L4	304	4" [ 102 ]	18.0" [ 457 ]
MS4W63T15-L6	316		
MS6W63T15-L4	304	6" [ 152 ]	24.4" [ 620 ]
MS6W63T15-L6	316		
MS8W63T15-L4	304	8" [ 203 ]	30.7" [ 780 ]
MS8W63T15-L6	316		
MS10W63T15-L4	304	10" [ 254 ]	37.0" [ 940 ]
MS10W63T15-L6	316		



- NOTES: 1. APPLICATION TOOLS: BT2MS75, BT2HT  
 2. ALL DIMENSIONS IN BRACKETS [ ] ARE MILLIMETERS  
 3. FOR MATERIAL SEE TABLE.  
 4. TOLERANCES (UNLESS OTHERWISE SPECIFIED):  
     .X ± .03 [ .8 ]  
     .XX ± .02 [ .5 ]  
     .XXX ± .010 [ .25 ]

N41152BS\_DC/02A

02A	10/08	JAMB	SKB	ORIG CAD FILE SPEC WAS S41152_02. NOTE 1: APPLICATION TOOL BT1HT REPLACED BY BT2HT			
02	11/06	MIM	SKB	#1 BODY EDGE WAS A #5 BODY EDGE	SS00263	CCH	JJB
01	9/03	BRH		CHG'D TO MS10W63T15-L4, WAS MS8W63T15-L4	11892		
00	9/03	BRH	EJD	RELEASED	11155	CCH	JJB
REV	DATE	BY	CHK	DESCRIPTION	ECN #	PM	CUST

**PANDUIT**

CORP.

TINLEY PARK, ILLINOIS

METAL STRAPPING  
 .625 [ 15.88 ] WIDE  
 CUSTOMER DRAWING

DRAWN BY BRH	CHK'D EJD	SCALE FULL	DRAWING NO. N41152BS_DC
-----------------	--------------	---------------	----------------------------